

# Global Music Distribution Services Market Outlook-by Major Company, Regions, Type, Application, And Segment Forecast, 2015-2026

XYZResearch



[info@xyz-research.com](mailto:info@xyz-research.com)



[barnett@xyz-research.com](mailto:barnett@xyz-research.com)

## Global Music Distribution Services Market Outlook-by Major

### Company, Regions, Type, Application, And Segment Forecast, 2015-2026

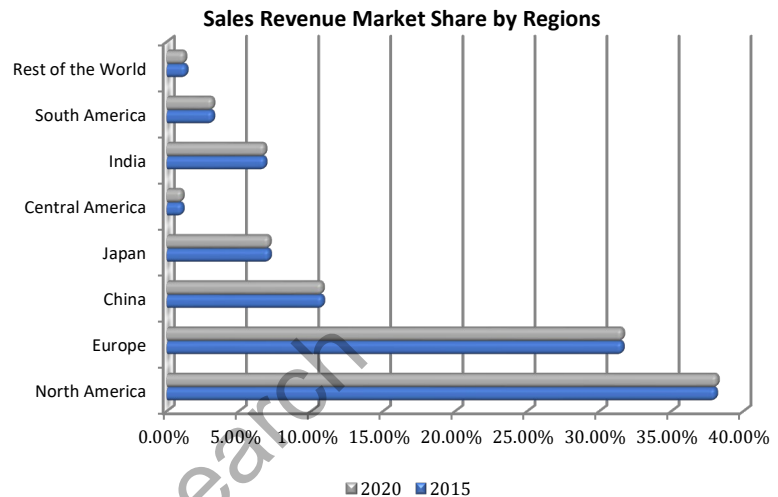
**Chapters: 13**

**Pages: 125**

**Published Date: Nov. 2020**

#### Regions Covered

In terms of revenue, the global music distribution services market is valued at USD 924.01 Million in the year 2019 and it is expected to reach USD 1252.17 Million by 2026 with CAGR of 4.46% during forecast period 2020-2026. North America accounted for the largest market share of 38.16% in 2019 followed by Europe which accounted for 31.61%. Asia Pacific is expected to show significant growth in the years to come.



#### Top Company and Market Segmentation

Company	Split by Type	Split by Application
CD Baby, Inc.	Distributor to Digital Retailers	Commercial
Distrokid	Artist-to-Fan	Individuals
ReverbNation		
LANDR		
RouteNote		
OneRPM		
Ditto Music		
Fresh Tunes		
Musicinfo		
Record Union		
Spinn Up		
United Masters		
Level		
The Orchard		
Believe		
Kobalt Music Group, Ltd.		

Source: Above Companies, Experts Interview, Secondary Sources and XYZ-Research Services Research Center, 2020

Table of Contents

**1. Market Scope ..... 6**

    1.1 Market Snapshot..... 6

        1.1.1 Major Companies Overview ..... 6

        1.1.2 Market Concentration ..... 7

        1.1.3 Market Share of Major Market ..... 7

**2. Global Music Distribution Services Industry Analysis ..... 9**

    2.1 Sector Breakdown Assessment, 2015-2026 ..... 9

    2.2 Market Assessment by Sector ..... 10

    2.3 Market Size Analysis and Forecast, by Application ..... 11

**3. China Music Distribution Services Market Estimates & Forecasts ..... 12**

    3.1 China Music Distribution Services Market Size by Sector ..... 12

    3.2 China Music Distribution Services Market Size by Application ..... 13

**4. US Music Distribution Services Market Estimates & Forecasts ..... 15**

    4.1 US Music Distribution Services Market Size by Sector ..... 15

    4.2 US Music Distribution Services Market Size by Application ..... 16

**5. Europe Music Distribution Services Market Estimates & Forecasts ..... 18**

    5.1 Europe Music Distribution Services Market Size by Sector ..... 18

    5.2 Europe Music Distribution Services Market Size by Application ..... 19

**6. Japan Music Distribution Services Market Estimates & Forecasts ..... 21**

    6.1 Japan Music Distribution Services Market Size by Sector ..... 21

    6.2 Japan Music Distribution Services Market Size by Application ..... 22

**7. India Music Distribution Services Market Estimates & Forecasts ..... 24**

    7.1 India Music Distribution Services Market Size by Sector ..... 24

    7.2 India Music Distribution Services Market Size by Application ..... 25

**8. Southeast Asia Music Distribution Services Market Estimates & Forecasts ..... 27**

    8.1 Southeast Asia Music Distribution Services Market Size by Sector ..... 27

    8.2 Southeast Asia Music Distribution Services Market Size by Application ..... 28

**9. South America Music Distribution Services Market Estimates & Forecasts ..... 30**

    9.1 South America Music Distribution Services Market Size by Sector ..... 30

    9.2 South America Music Distribution Services Market Size by Application ..... 31

**10. Value Chain (Impact of COVID-19) ..... 33**

    10.1 Music Distribution Services Value Chain Analysis ..... 33

        10.1.1 Downstream ..... 33

    10.2 COVID-19 Impact on this Industry ..... 34

        10.2.1 Industrial Policy Issued Under the Epidemic Situation ..... 34

    10.3 Driver ..... 34

    10.4 Opportunity ..... 35

**11. Competitive Analysis ..... 36**

    11.1 CD Baby, Inc. .... 36

        11.1.1 CD Baby, Inc. Key Information ..... 36

        11.1.2 CD Baby, Inc. Service/Solution Introduction ..... 36

        11.1.3 Financials ..... 37

        11.1.4 Business Dynamics ..... 37

    11.2 Distrokid ..... 37

        11.2.1 Distrokid Key Information ..... 37

11.2.2 Distrokid Service/Solution Introduction .....	37
11.2.3 Financials .....	38
11.2.4 Business Dynamics .....	38
<b>11.3 ReverbNation .....</b>	<b>38</b>
11.3.1 ReverbNation Key Information .....	38
11.3.2 ReverbNation Service/Solution Introduction .....	39
11.3.3 Financials .....	39
11.3.4 Business Dynamics .....	39
<b>11.4 LANDR .....</b>	<b>39</b>
11.4.1 LANDR Key Information .....	39
11.4.2 LANDR Service/Solution Introduction .....	40
11.4.3 Financials .....	40
11.4.4 Business Dynamics .....	40
<b>11.5 RouteNote .....</b>	<b>41</b>
11.5.1 RouteNote Key Information .....	41
11.5.2 RouteNote Service/Solution Introduction .....	41
11.5.3 Financials .....	42
11.5.4 Business Dynamics .....	42
<b>11.6 OneRPM .....</b>	<b>42</b>
11.6.1 OneRPM Key Information .....	42
11.6.2 OneRPM Service/Solution Introduction .....	42
11.6.3 Financials .....	43
11.6.4 Business Dynamics .....	43
<b>11.7 Ditto Music .....</b>	<b>43</b>
11.7.1 Ditto Music Key Information .....	43
11.7.2 Ditto Music Service/Solution Introduction .....	44
11.7.3 Financials .....	44
11.7.4 Business Dynamics .....	44
<b>11.8 Fresh Tunes .....</b>	<b>44</b>
11.8.1 Fresh Tunes Key Information .....	44
11.8.2 Fresh Tunes Service/Solution Introduction .....	45
11.8.3 Financials .....	45
11.8.4 Business Dynamics .....	45
<b>11.9 Musicinfo .....</b>	<b>46</b>
<b>11.10 Record Union .....</b>	<b>46</b>
<b>11.11 Spinn Up .....</b>	<b>46</b>
<b>11.12 United Masters .....</b>	<b>46</b>
<b>11.13 Level .....</b>	<b>46</b>
<b>11.14 The Orchard .....</b>	<b>46</b>
<b>11.15 Believe .....</b>	<b>46</b>
<b>11.16 Kobalt Music Group, Ltd. ....</b>	<b>46</b>
<b>12. Conclusion .....</b>	<b>47</b>

List of Tables and Figures

Table Revenue (Million USD) of Major Players (2015-2020)  
Figure Music Distribution Services Revenue Market Share of Top 5 Players  
Figure Regional Market Share in Terms of Revenue (2019 - 2020)  
Table CAGR in Terms of Revenue of Each Type (2015-2026)  
Table Global Music Distribution Services Revenue (Million USD) by Type 2019  
Figure Global Music Distribution Services Revenue (Million USD) and Growth Rate (2015-2026)  
Figure Global Music Distribution Services Revenue Market Share (%) by Type (2015 & 2020)  
Figure Market Assessment by Sector  
Figure Different Application Field Revenue Market Share (%) (2019 – 2020)  
Table China Music Distribution Services Market Estimates & Forecasts by Sector (2015-2026)  
Figure China Music Distribution Services Revenue (Million USD) and Growth Rate (2015-2026)  
Figure Market Assessment by Type (2019-2020)  
Table Historical & Forecast Music Distribution Services Different Application Field Revenue (Million USD)  
Figure Different Application Field Revenue Market Share (%) (2019 – 2020)  
Table US Music Distribution Services Market Estimates & Forecasts by Sector (2015-2026)  
Figure US Music Distribution Services Revenue (Million USD) and Growth Rate (2015-2026)  
Figure Market Assessment by Type (2019-2020)  
Table Historical & Forecast Music Distribution Services Different Application Field Revenue (Million USD)  
Figure Different Application Field Revenue Market Share (%) (2019 – 2020)  
Table Europe Music Distribution Services Market Estimates & Forecasts by Sector (2015-2026)  
Figure Europe Music Distribution Services Revenue (Million USD) and Growth Rate (2015-2026)  
Figure Market Assessment by Type (2019-2020)  
Table Historical & Forecast Music Distribution Services Different Application Field Revenue (Million USD)  
Figure Different Application Field Revenue Market Share (%) (2019 – 2020)  
Table Japan Music Distribution Services Market Estimates & Forecasts by Sector (2015-2026)  
Figure Japan Music Distribution Services Revenue (Million USD) and Growth Rate (2015-2026)  
Figure Market Assessment by Type (2019-2020)  
Table Historical & Forecast Music Distribution Services Different Application Field Revenue (Million USD)  
Figure Different Application Field Revenue Market Share (%) (2019 – 2020)  
Table India Music Distribution Services Market Estimates & Forecasts by Sector (2015-2026)  
Figure India Music Distribution Services Revenue (Million USD) and Growth Rate (2015-2026)  
Figure Market Assessment by Type (2019-2020)  
Table Historical & Forecast Music Distribution Services Different Application Field Revenue (Million USD)  
Figure Different Application Field Revenue Market Share (%) (2019 – 2020)  
Table Southeast Asia Music Distribution Services Market Estimates & Forecasts by Sector (2015-2026)  
Figure Southeast Asia Music Distribution Services Revenue (Million USD) and Growth Rate (2015-2026)  
Figure Market Assessment by Type (2019-2020)  
Table Historical & Forecast Music Distribution Services Different Application Field Revenue (Million USD)  
Figure Different Application Field Revenue Market Share (%) (2019 – 2020)  
Table South America Music Distribution Services Market Estimates & Forecasts by Sector (2015-2026)  
Figure South America Music Distribution Services Revenue (Million USD) and Growth Rate (2015-2026)  
Figure Market Assessment by Type (2019-2020)  
Table Historical & Forecast Music Distribution Services Different Application Field Revenue (Million USD)  
Figure Different Application Field Revenue Market Share (%) (2019 – 2020)  
Figure Value Chain Structure of Music Distribution Services

Table Value Chain

Table Key Downstream Customer in Each Application Field

Table Industry News List of Music Distribution Services

Table CD Baby, Inc. Key Information

Table CD Baby, Inc. Service/Solution Introduction

Table CD Baby, Inc. Music Distribution Services Revenue (Million USD) (2015-2020)

Table CD Baby, Inc. Key Information

Table Distrokid Service/Solution Introduction

Table CD Baby, Inc. Music Distribution Services Revenue (Million USD) (2015-2020)

Table ReverbNation Key Information

Table ReverbNation Service/Solution Introduction

Table CD Baby, Inc. Music Distribution Services Revenue (Million USD) (2015-2020)

Table LANDR Key Information

Table LANDR Service/Solution Introduction

Table CD Baby, Inc. Music Distribution Services Revenue (Million USD) (2015-2020)

Table RouteNote Key Information

Table RouteNote Service/Solution Introduction

Table CD Baby, Inc. Music Distribution Services Revenue (Million USD) (2015-2020)

Table OneRPM Key Information

Table OneRPM Service/Solution Introduction

Table CD Baby, Inc. Music Distribution Services Revenue (Million USD) (2015-2020)

Table Ditto Music Key Information

Table Ditto Music Service/Solution Introduction

Table CD Baby, Inc. Music Distribution Services Revenue (Million USD) (2015-2020)

Table Fresh Tunes Key Information

Table Fresh Tunes Service/Solution Introduction

Table CD Baby, Inc. Music Distribution Services Revenue (Million USD) (2015-2020)

# 1. Market Scope

## 1.1 Market Snapshot

Music distribution is the way that the music industry makes recorded music available to consumers through music in retail stores or download or stream over internet (digital and physical media). The growth of digitalization has boosted the music distribution in several aspects offering a mode for music distributors to deliver best solutions to consumers. Additionally, Internet has offered new strategies for artist promotion and marketing allowing them to effortlessly distribute music to a greatly expanded audience.

The study provides a crucial view of Music Distribution market by segmenting the market based on type, application and region. Based upon type Music Distribution market is segmented into Distributor to Digital Retailers and Artist-to-Fan. Based upon application Music Distribution market is segmented into Commercial and Individuals. On the basis of region global market is divided into North America, Europe, China, Japan, Central and South America, India, Southeast Asia and Rest of the World. Global music distribution market is driven by increasing use of mobile data, rapid penetration of mobile phones and advancements in telecom industry. Further growing deployment of 5G infrastructure around the world, growing need for more sophisticated broadband services will boost the growth of market in future. 5G offers enormous potential for both customers and industry. Budding integrated applications of AI, cloud industry in music distribution will offer lucrative opportunities in forecast period.

### 1.1.1 Major Companies Overview

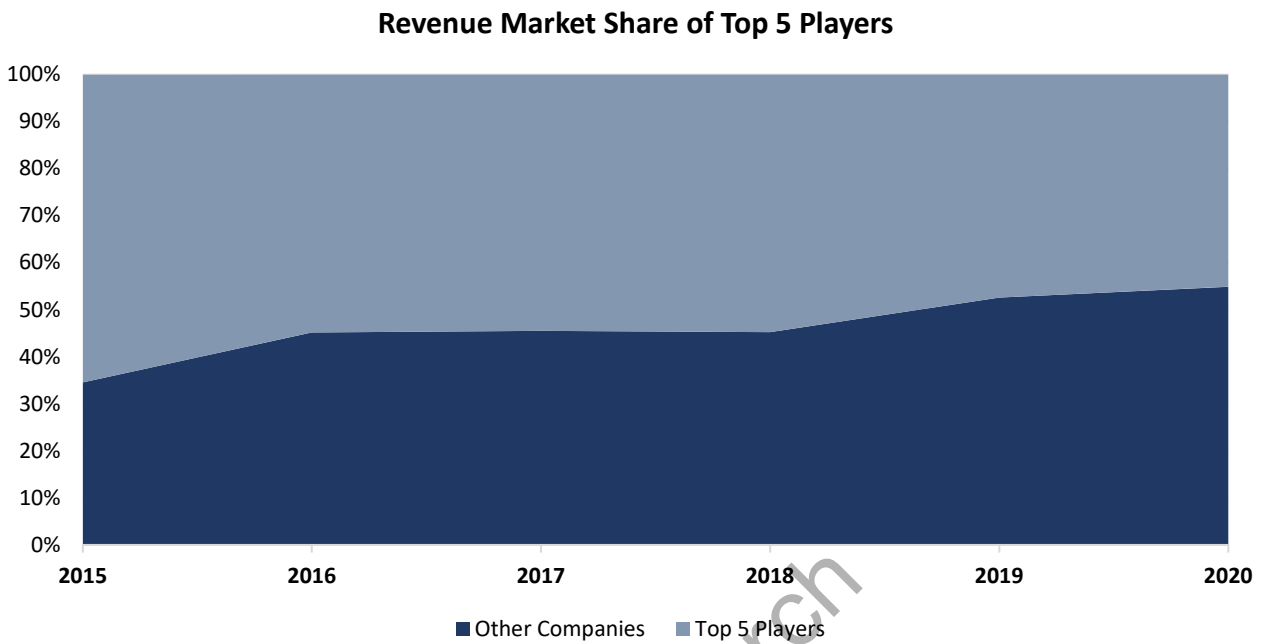
Table Revenue (Million USD) of Major Players (2015-2020)

Company	Revenue (Million USD)			
	Market Share			CAGR (2015-2020)
	2015	2019	2020	
CD Baby, Inc.	xx	xx	xx	xx%
Distrokid	xx	xx	xx	xx%
ReverbNation	xx	xx	xx	xx%
LANDR	xx	xx	xx	xx%
RouteNote	xx	xx	xx	xx%
OneRPM	xx	xx	xx	xx%
Ditto Music	xx	xx	xx	xx%
Fresh Tunes	xx	xx	xx	xx%
.....	xx	xx	xx	xx%

Source: Experts Interview, Secondary Sources and XYZ-Research Services Research Center, 2020

### 1.1.2 Market Concentration

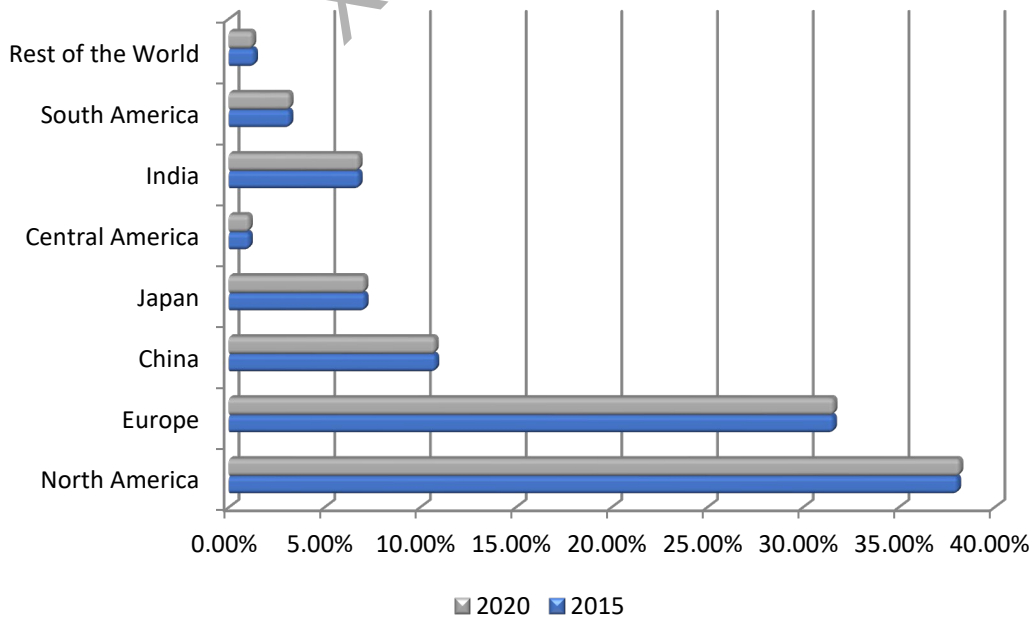
Figure Music Distribution Services Revenue Market Share of Top 5 Players



Source: Experts Interview, Secondary Sources and XYZ-Research Services Research Center, 2020

### 1.1.3 Market Share of Major Market

Figure Regional Market Share in Terms of Revenue (2019- 2020)



Source: Experts Interview, Secondary Sources and XYZ-Research Services Research Center, 2020



Table CAGR in Terms of Revenue of Each Type (2015-2026)

Type	CAGR (2015-2020)	CAGR (2021-2026)
Distributor to Digital Retailers	xx%	xx%
Artist-to-Fan	xx%	xx%

Source: Experts Interview, Secondary Sources and XYZ-Research Services Research Center, 2020

XYZResearch

## 2. Global Music Distribution Services Industry Analysis

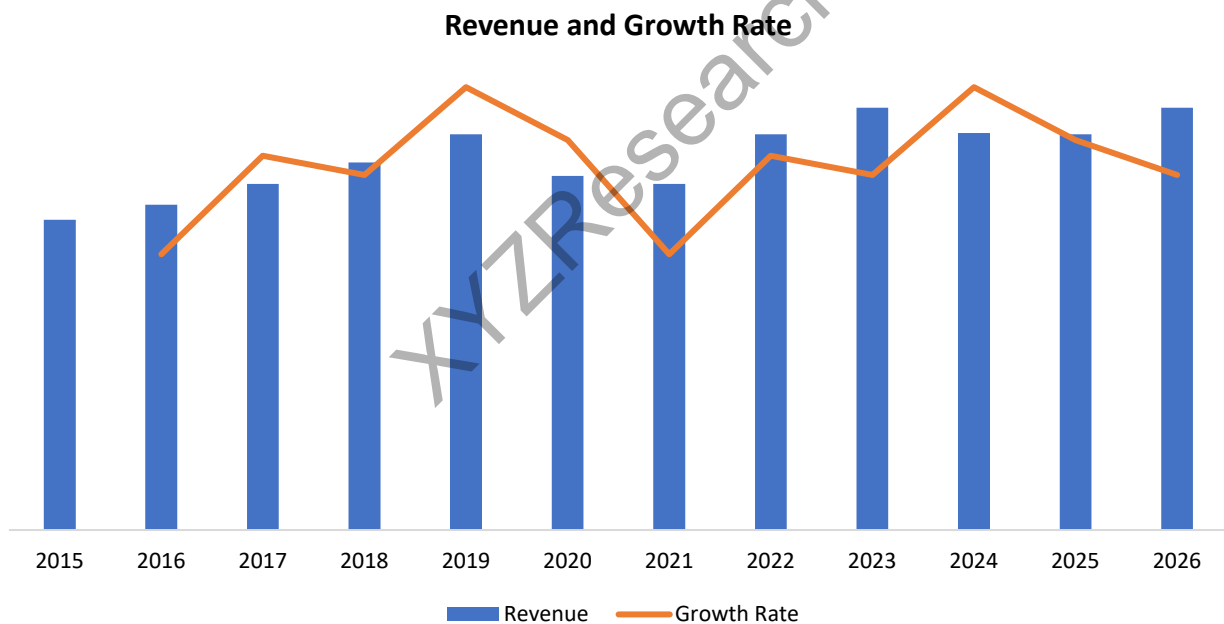
### 2.1 Sector Breakdown Assessment, 2015-2026

Table Global Music Distribution Services Revenue (Million USD) by Type 2019

Type		2019
1	Distributor to Digital Retailers	96.81%
2	Artist-to-Fan	3.19%
3	Total	100%

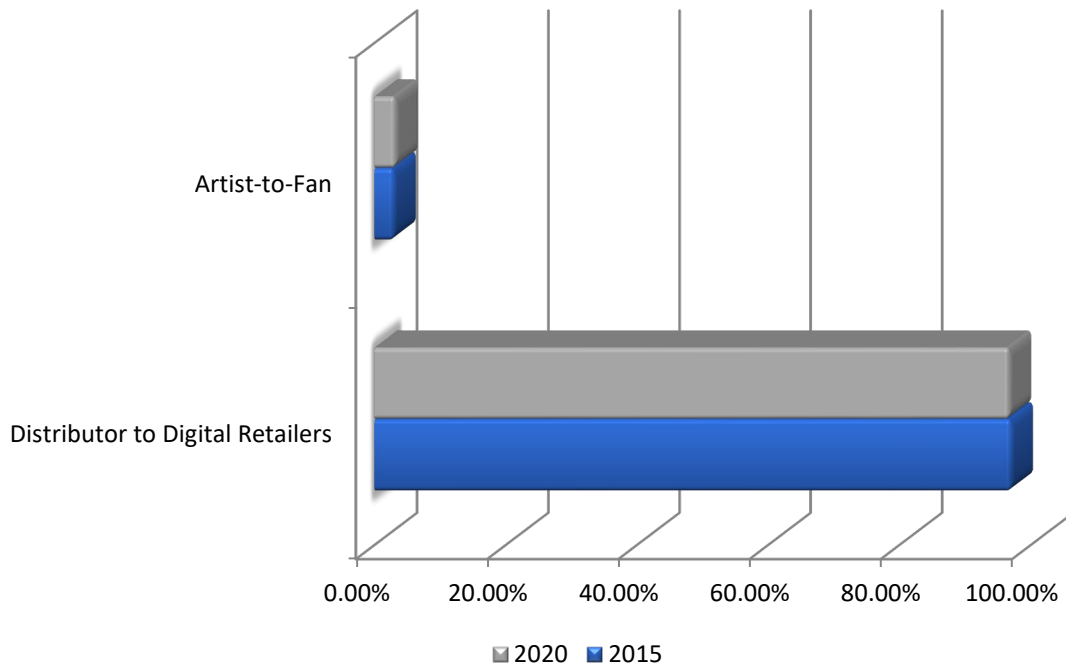
Source: Experts Interview, Secondary Sources and XYZ-Research Services Research Center, 2020

Figure Global Music Distribution Services Revenue (Million USD) and Growth Rate (2015-2026)



Source: Experts Interview, Secondary Sources and XYZ-Research Services Research Center, 2020

Figure Global Music Distribution Services Revenue Market Share (%) by Type (2015 & 2020)

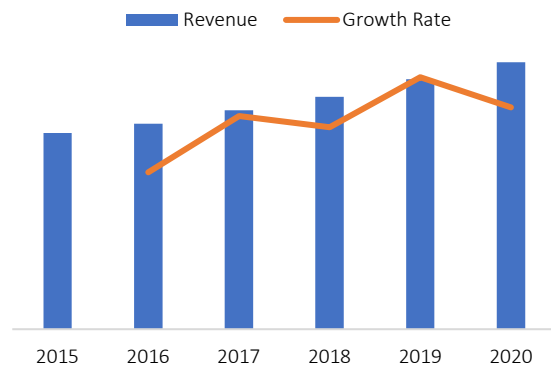


Source: Experts Interview, Secondary Sources and XYZ-Research Services Research Center, 2020

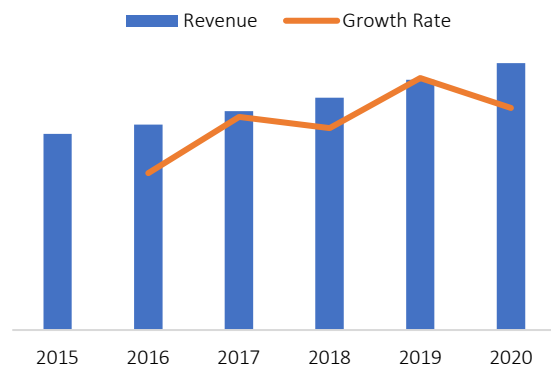
## 2.2 Market Assessment by Sector

### Figure Market Assessment by Sector

Global Distributor to Digital Retailers music distribution services market was worth of USD 894.56 Million in 2019 and it is expected to reach USD 1207.16 Million in 2026 with CAGR of 4.39% during the forecast period of 2020-2026.



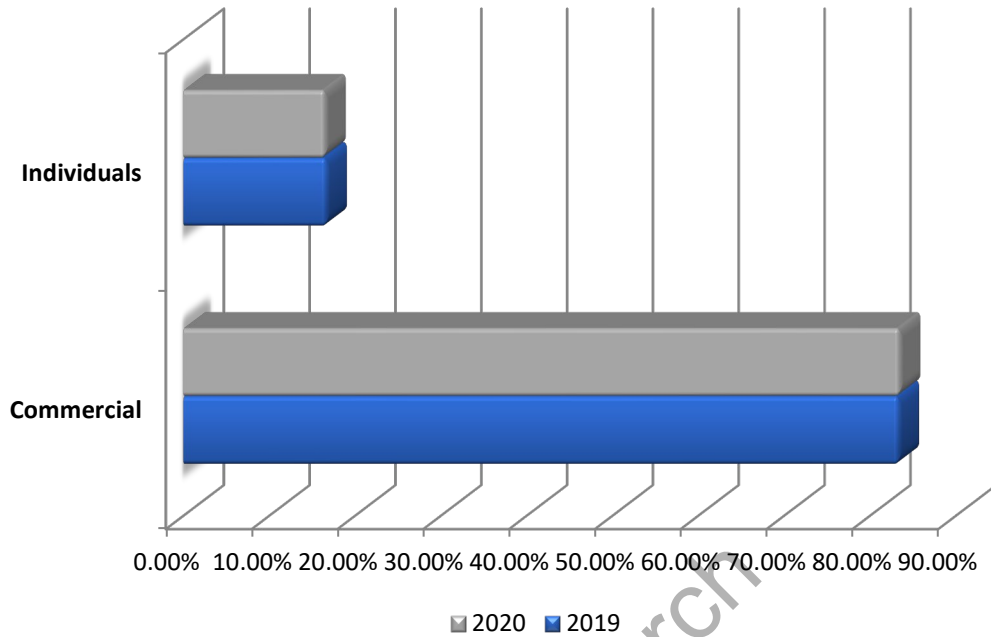
Global Artist-to-fan music distribution services market was worth of USD 29.45 Million in 2019 and it is expected to reach USD 45.01 Million in 2026.



Sources: Paid Data Bases, Company Annual Reports and Company Analysis

## 2.3 Market Size Analysis and Forecast, by Application

Figure Different Application Field Revenue Market Share (%) (2019 – 2020)



Source: Paid Data Bases, Company Annual Reports, Primary Interviews & feedbacks and Company Analysis

# 3. China Music Distribution Services Market

## Estimates & Forecasts

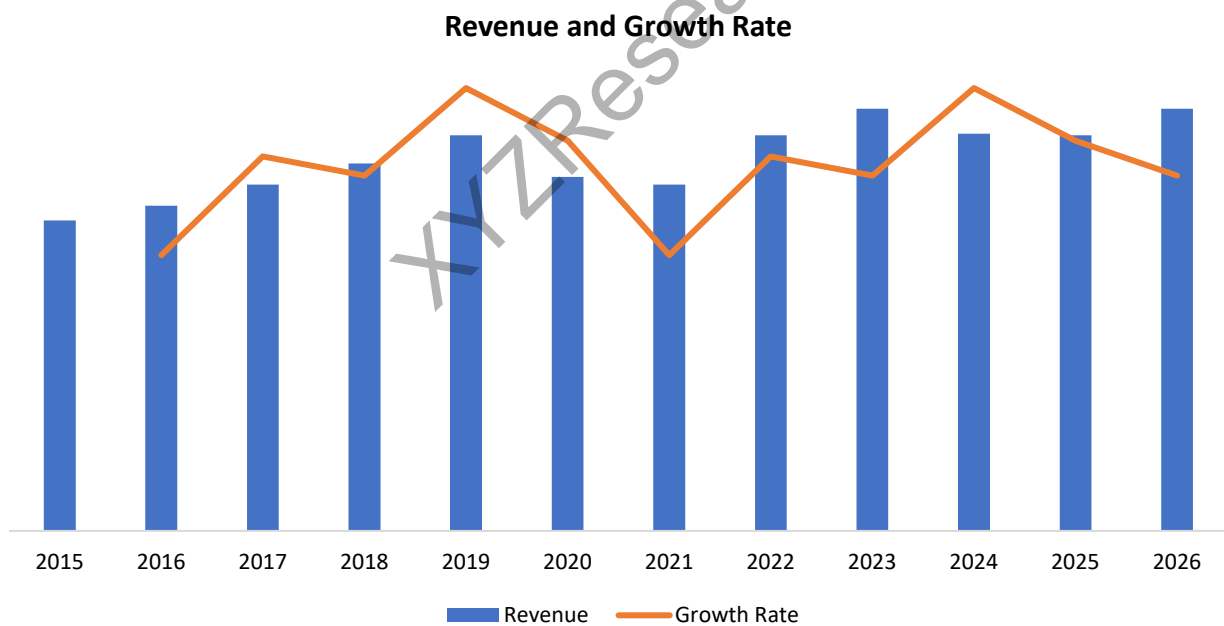
### 3.1 China Music Distribution Services Market Size by Sector

Table China Music Distribution Services Market Estimates & Forecasts by Sector (2015-2026)

	2015	2016	2017	2018	2019	2020	2021	2022	2025	2026
Distributor to Digital Retailers										
Artist-to-Fan										
...										
<b>Total</b>										

Source: Experts Interview, Secondary Sources and XYZ-Research Services Research Center, 2020

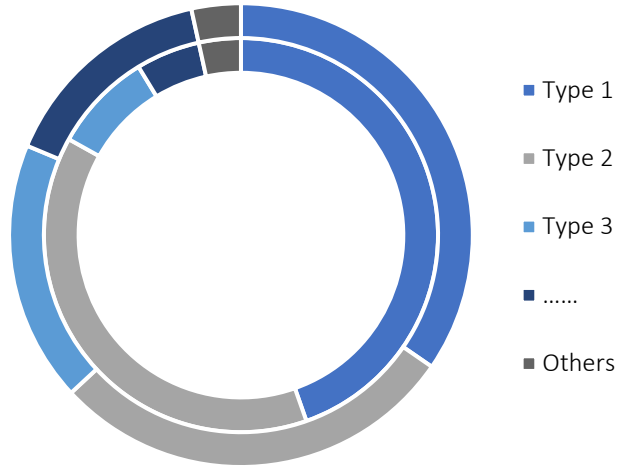
Figure China Music Distribution Services Revenue (Million USD) and Growth Rate (2015-2026)



Source: Experts Interview, Secondary Sources and XYZ-Research Services Research Center, 2020

The Distributor to Digital Retailers segment accounted for the revenue share of over xx % in 2019.

[FULL TEXT ANALYSIS IN THE FINAL DELIVERABLE]



Sources: Paid Data Bases, Company Annual Reports and Company Analysis

### 3.2 China Music Distribution Services Market Size by Application

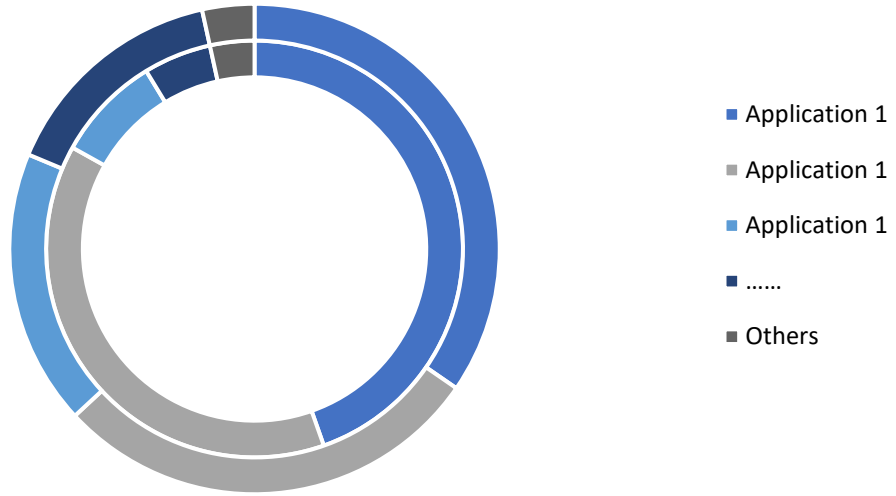
Table Historical & Forecast Music Distribution Services Different Application Field Revenue (Million USD)

	2015	2016	2017	2018	2019	2020	2021	2022	2026
Commercial									
Individuals									
...									
Total									

Source: Paid Data Bases, Company Annual Reports, Primary Interviews & feedbacks and Company Analysis

Figure Different Application Field Revenue Market Share (%) (2019 – 2020)

Revenue Share by Application



Source: Paid Data Bases, Company Annual Reports, Primary Interviews & feedbacks and Company Analysis

XYZResearch

# 4. US Music Distribution Services Market Estimates & Forecasts

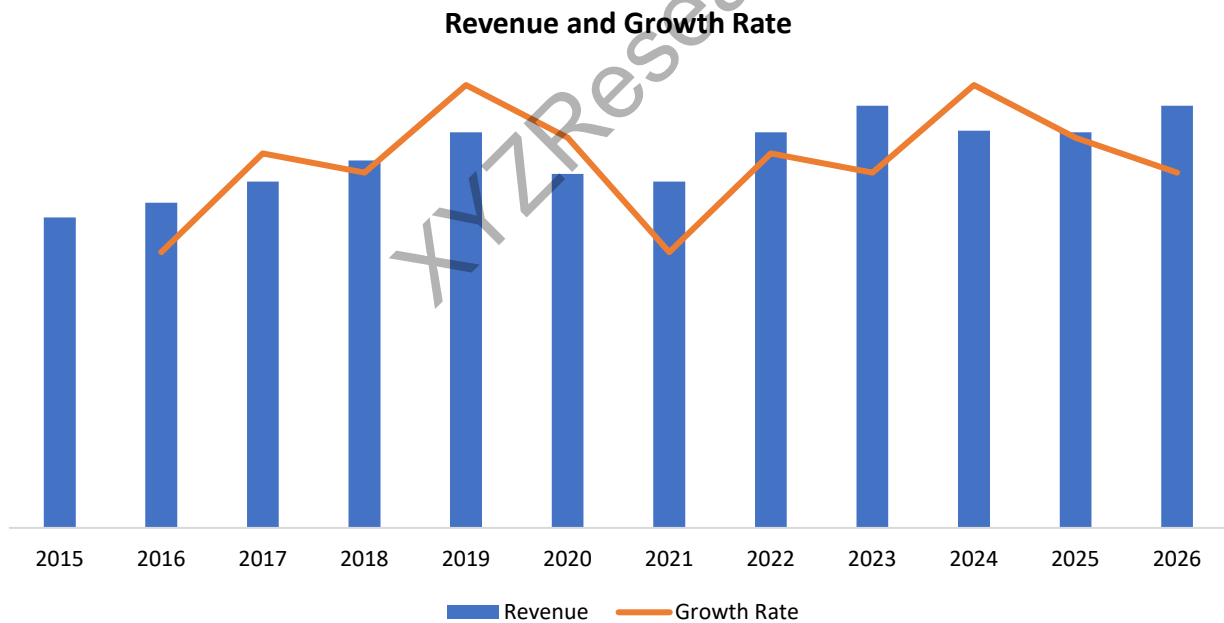
## 4.1 US Music Distribution Services Market Size by Sector

Table US Music Distribution Services Market Estimates & Forecasts by Sector (2015-2026)

	2015	2016	2017	2018	2019	2020	2021	2022	2025	2026
Distributor to Digital Retailers										
Artist-to-Fan										
...										
<b>Total</b>										

Source: Experts Interview, Secondary Sources and XYZ-Research Services Research Center, 2020

Figure US Music Distribution Services Revenue (Million USD) and Growth Rate (2015-2026)

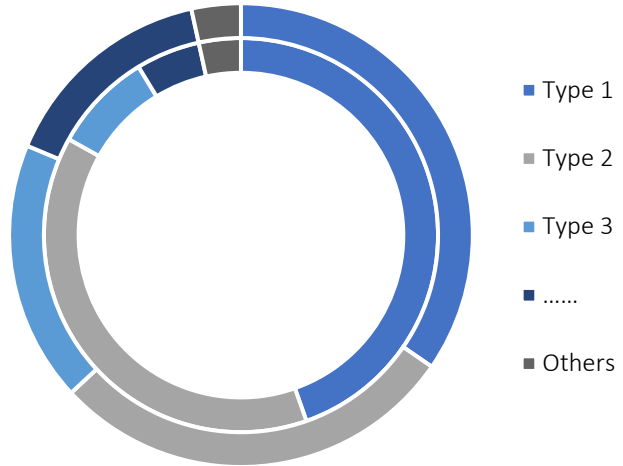


Source: Experts Interview, Secondary Sources and XYZ-Research Services Research Center, 2020



The Distributor to Digital Retailers segment accounted for the revenue share of over xx % in 2019.

[FULL TEXT ANALYSIS IN THE FINAL DELIVERABLE]



Sources: Paid Data Bases, Company Annual Reports and Company Analysis

## 4.2 US Music Distribution Services Market Size by Application

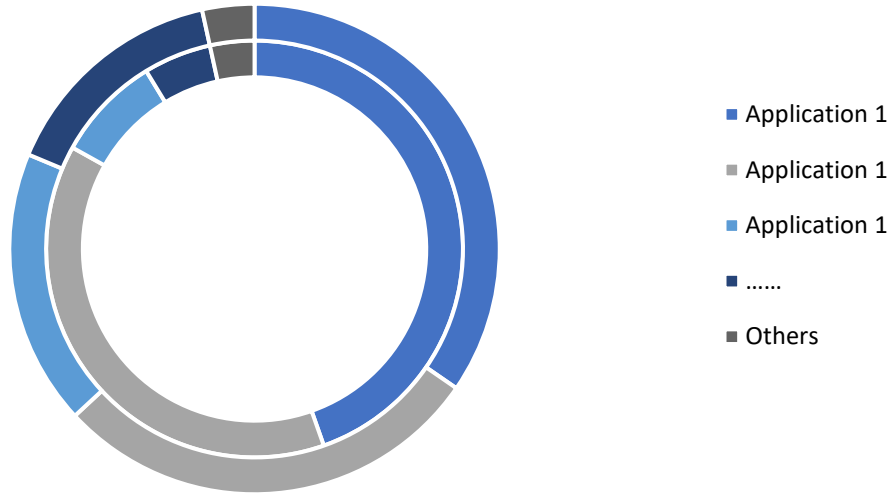
Table Historical & Forecast Music Distribution Services Different Application Field Revenue (Million USD)

	2015	2016	2017	2018	2019	2020	2021	2022	2026
Commercial									
Individuals									
...									
Total									

Source: Paid Data Bases, Company Annual Reports, Primary Interviews & feedbacks and Company Analysis

Figure Different Application Field Revenue Market Share (%) (2019 – 2020)

Revenue Share by Application



Source: Paid Data Bases, Company Annual Reports, Primary Interviews & feedbacks and Company Analysis

XYZResearch

# 5. Europe Music Distribution Services Market Estimates & Forecasts

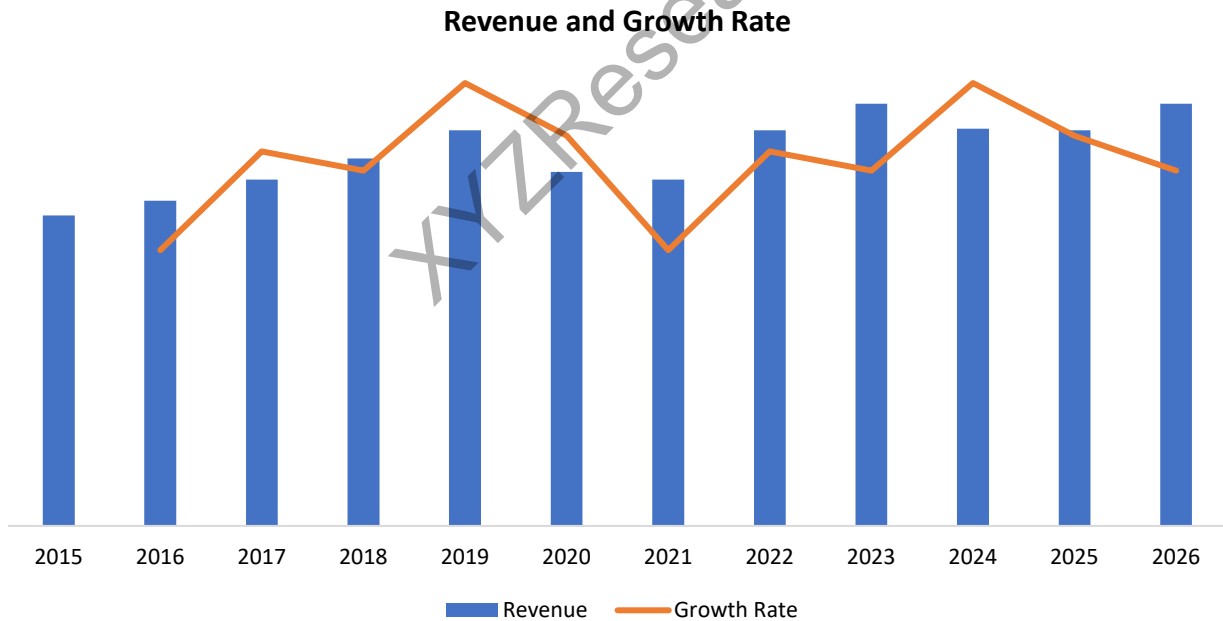
## 5.1 Europe Music Distribution Services Market Size by Sector

Table Europe Music Distribution Services Market Estimates & Forecasts by Sector (2015-2026)

	2015	2016	2017	2018	2019	2020	2021	2022	2025	2026
Distributor to Digital Retailers										
Artist-to-Fan										
...										
<b>Total</b>										

Source: Experts Interview, Secondary Sources and XYZ-Research Services Research Center, 2020

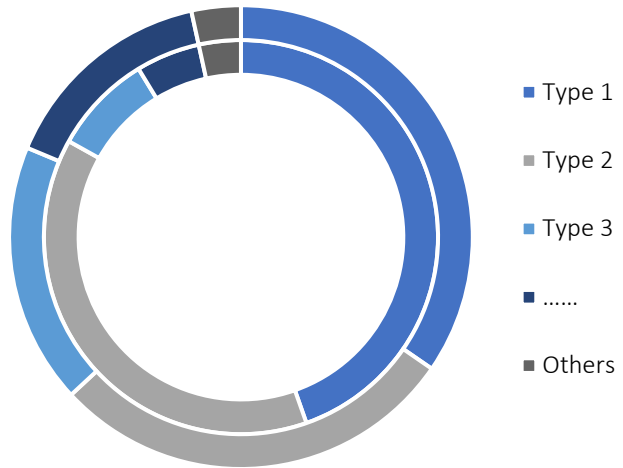
Figure Europe Music Distribution Services Revenue (Million USD) and Growth Rate (2015-2026)



Source: Experts Interview, Secondary Sources and XYZ-Research Services Research Center, 2020

The Distributor to Digital Retailers segment accounted for the revenue share of over xx % in 2019.

[FULL TEXT ANALYSIS IN THE FINAL DELIVERABLE]



Sources: Paid Data Bases, Company Annual Reports and Company Analysis

## 5.2 Europe Music Distribution Services Market Size by Application

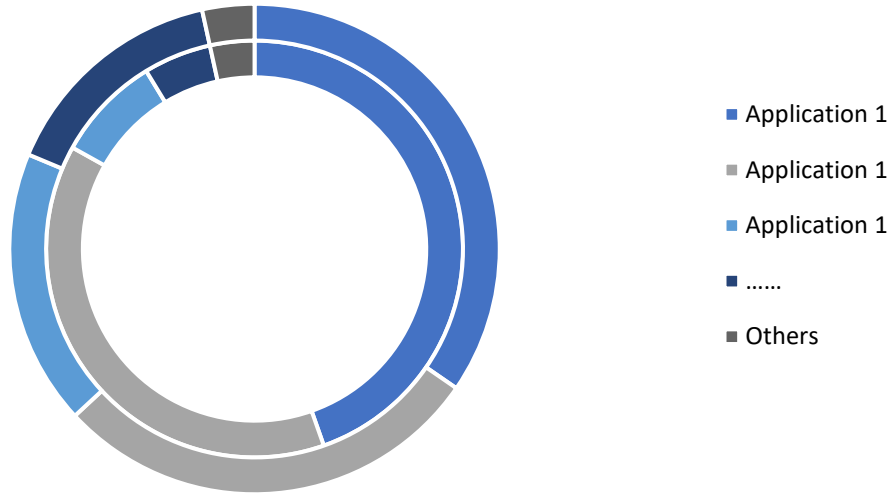
Table Historical & Forecast Music Distribution Services Different Application Field Revenue (Million USD)

	2015	2016	2017	2018	2019	2020	2021	2022	2026
Commercial									
Individuals									
...									
Total									

Source: Paid Data Bases, Company Annual Reports, Primary Interviews & feedbacks and Company Analysis

Figure Different Application Field Revenue Market Share (%) (2019 – 2020)

Revenue Share by Application



Source: Paid Data Bases, Company Annual Reports, Primary Interviews & feedbacks and Company Analysis

XYZResearch

# 6. Japan Music Distribution Services Market

## Estimates & Forecasts

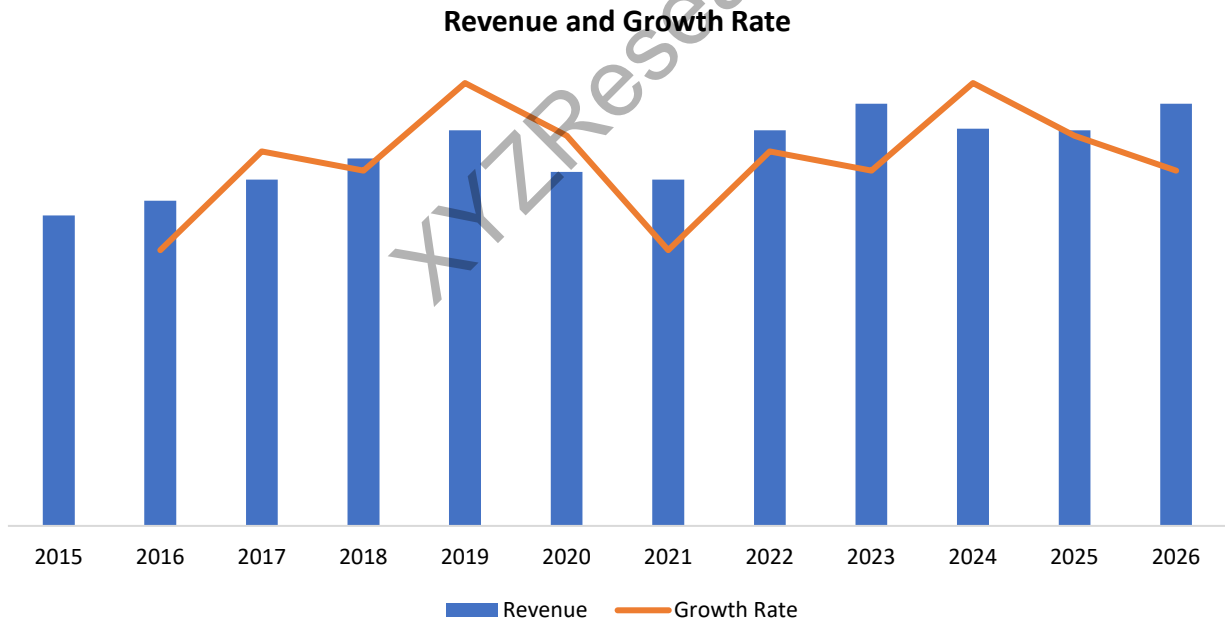
### 6.1 Japan Music Distribution Services Market Size by Sector

Table Japan Music Distribution Services Market Estimates & Forecasts by Sector (2015-2026)

	2015	2016	2017	2018	2019	2020	2021	2022	2025	2026
Distributor to Digital Retailers										
Artist-to-Fan										
...										
<b>Total</b>										

Source: Experts Interview, Secondary Sources and XYZ-Research Services Research Center, 2020

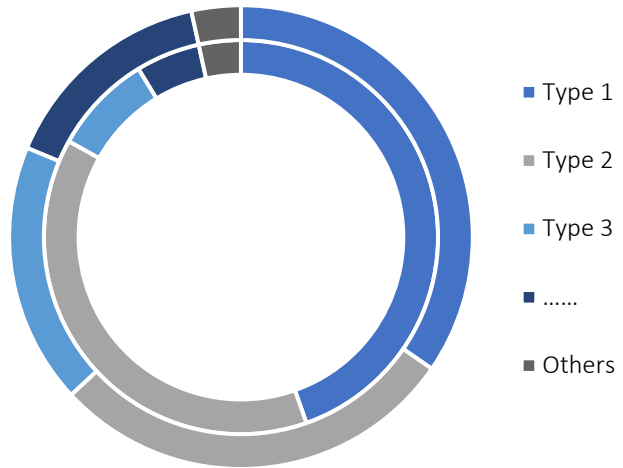
Figure Japan Music Distribution Services Revenue (Million USD) and Growth Rate (2015-2026)



Source: Experts Interview, Secondary Sources and XYZ-Research Services Research Center, 2020

The Distributor to Digital Retailers segment accounted for the revenue share of over xx % in 2019.

[FULL TEXT ANALYSIS IN THE FINAL DELIVERABLE]



Sources: Paid Data Bases, Company Annual Reports and Company Analysis

## 6.2 Japan Music Distribution Services Market Size by Application

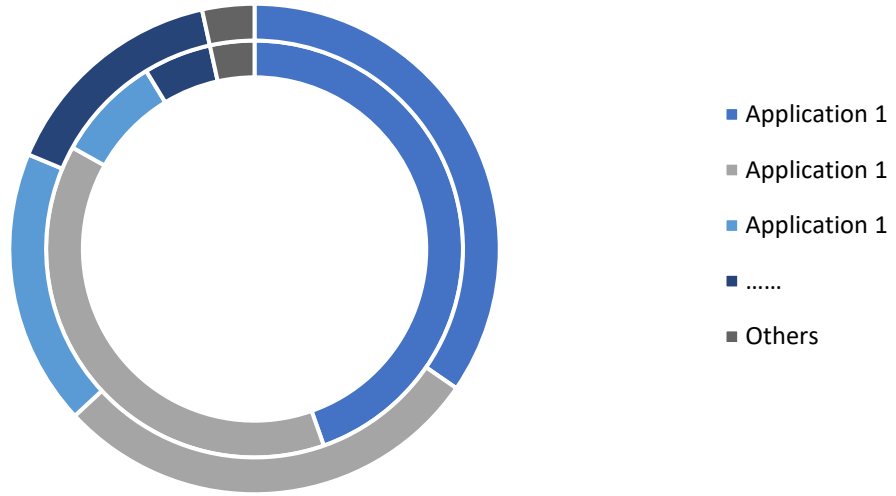
Table Historical & Forecast Music Distribution Services Different Application Field Revenue (Million USD)

	2015	2016	2017	2018	2019	2020	2021	2022	2026
Commercial									
Individuals									
...									
Total									

Source: Paid Data Bases, Company Annual Reports, Primary Interviews & feedbacks and Company Analysis

Figure Different Application Field Revenue Market Share (%) (2019 – 2020)

Revenue Share by Application



Source: Paid Data Bases, Company Annual Reports, Primary Interviews & feedbacks and Company Analysis

XYZResearch



# 7. India Music Distribution Services Market

## Estimates & Forecasts

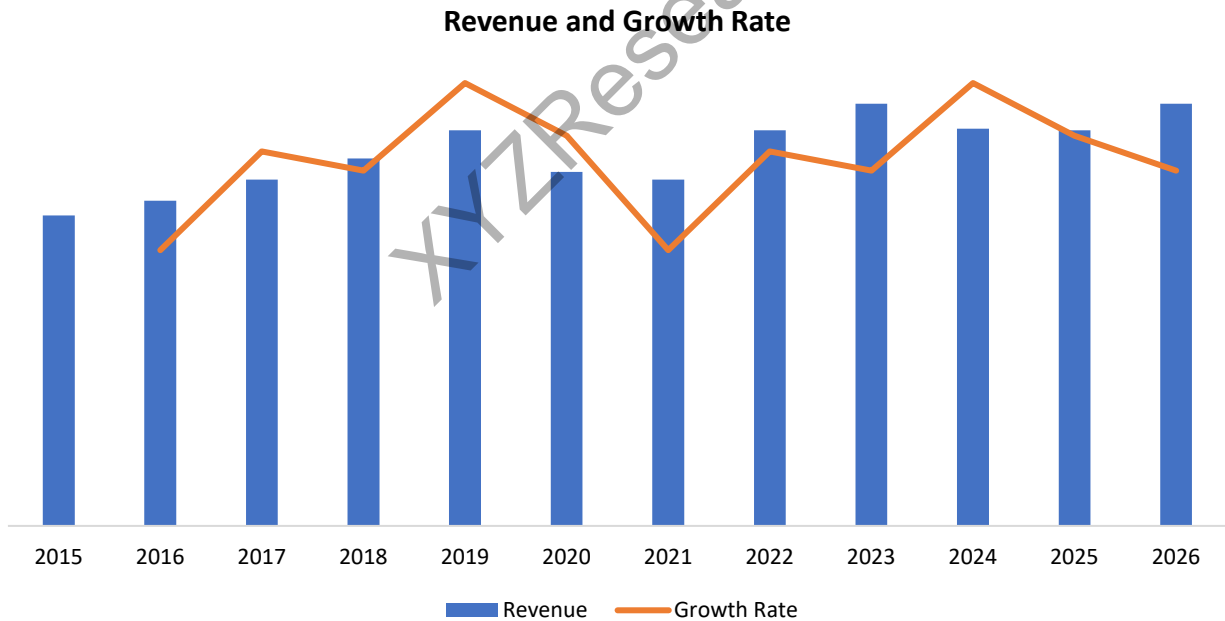
### 7.1 India Music Distribution Services Market Size by Sector

Table India Music Distribution Services Market Estimates & Forecasts by Sector (2015-2026)

	2015	2016	2017	2018	2019	2020	2021	2022	2025	2026
Distributor to Digital Retailers										
Artist-to-Fan										
...										
<b>Total</b>										

Source: Experts Interview, Secondary Sources and XYZ-Research Services Research Center, 2020

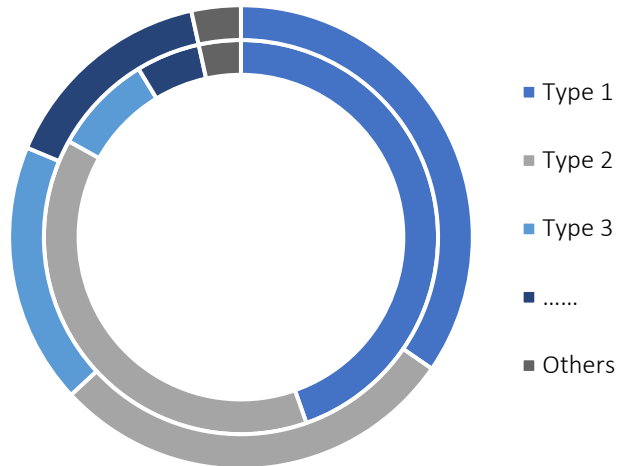
Figure India Music Distribution Services Revenue (Million USD) and Growth Rate (2015-2026)



Source: Experts Interview, Secondary Sources and XYZ-Research Services Research Center, 2020

The Distributor to Digital Retailers segment accounted for the revenue share of over xx % in 2019.

[FULL TEXT ANALYSIS IN THE FINAL DELIVERABLE]



Sources: Paid Data Bases, Company Annual Reports and Company Analysis

## 7.2 India Music Distribution Services Market Size by Application

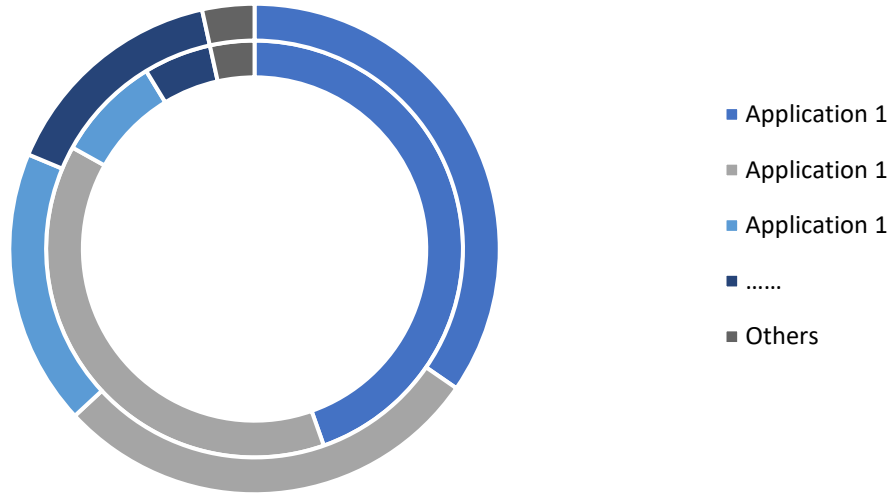
Table Historical & Forecast Music Distribution Services Different Application Field Revenue (Million USD)

	2015	2016	2017	2018	2019	2020	2021	2022	2026
Commercial									
Individuals									
...									
Total									

Source: Paid Data Bases, Company Annual Reports, Primary Interviews & feedbacks and Company Analysis

Figure Different Application Field Revenue Market Share (%) (2019 – 2020)

Revenue Share by Application



Source: Paid Data Bases, Company Annual Reports, Primary Interviews & feedbacks and Company Analysis

XYZResearch

# 8. Southeast Asia Music Distribution Services Market Estimates & Forecasts

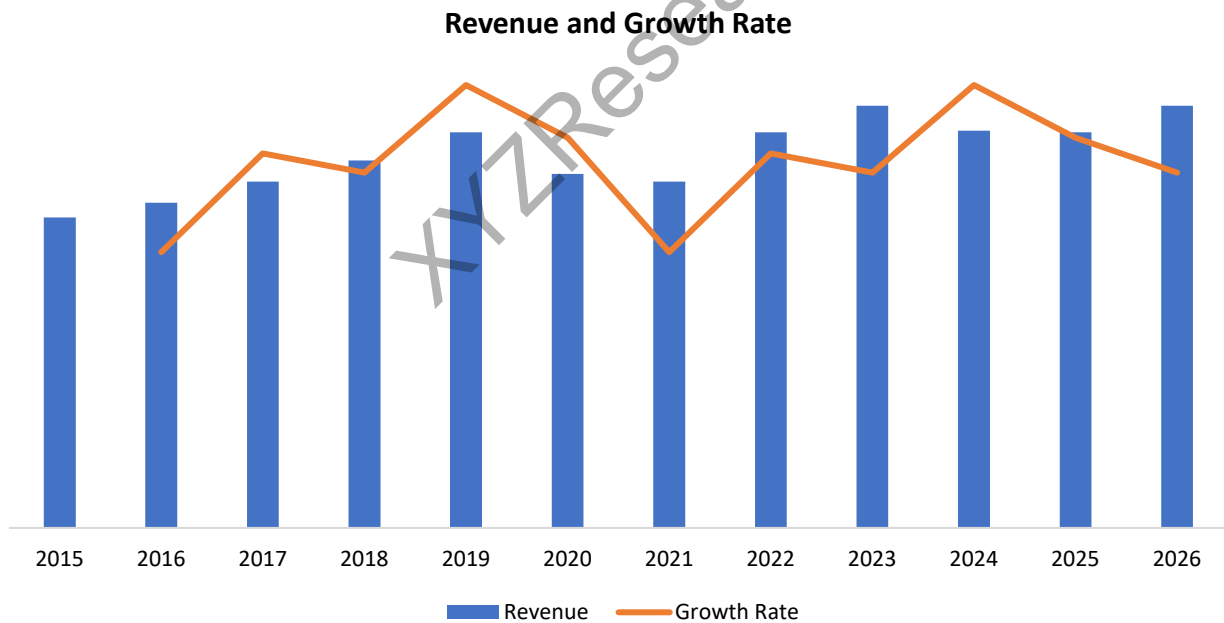
## 8.1 Southeast Asia Music Distribution Services Market Size by Sector

Table Southeast Asia Music Distribution Services Market Estimates & Forecasts by Sector (2015-2026)

	2015	2016	2017	2018	2019	2020	2021	2022	2025	2026
Distributor to Digital Retailers										
Artist-to-Fan										
...										
<b>Total</b>										

Source: Experts Interview, Secondary Sources and XYZ-Research Services Research Center, 2020

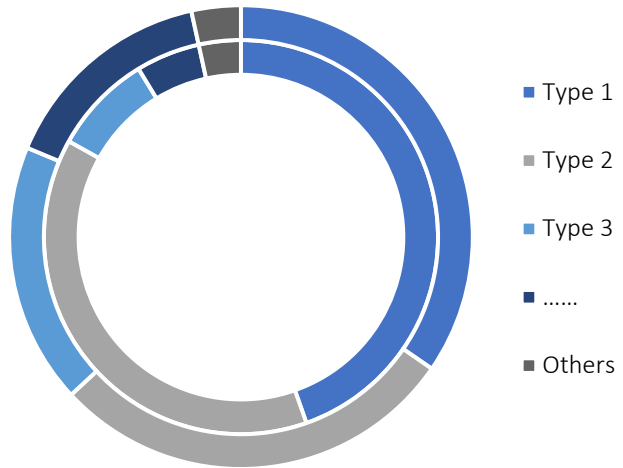
Figure Southeast Asia Music Distribution Services Revenue (Million USD) and Growth Rate (2015-2026)



Source: Experts Interview, Secondary Sources and XYZ-Research Services Research Center, 2020

The Distributor to Digital Retailers segment accounted for the revenue share of over xx % in 2019.

[FULL TEXT ANALYSIS IN THE FINAL DELIVERABLE]



Sources: Paid Data Bases, Company Annual Reports and Company Analysis

## 8.2 Southeast Asia Music Distribution Services Market Size by Application

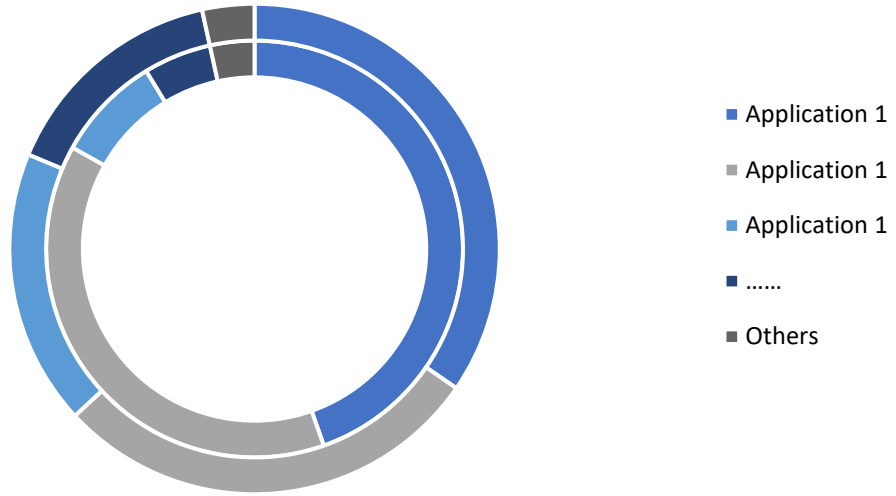
Table Historical & Forecast Music Distribution Services Different Application Field Revenue (Million USD)

	2015	2016	2017	2018	2019	2020	2021	2022	2026
Commercial									
Individuals									
...									
Total									

Source: Paid Data Bases, Company Annual Reports, Primary Interviews & feedbacks and Company Analysis

Figure Different Application Field Revenue Market Share (%) (2019 – 2020)

Revenue Share by Application



Source: Paid Data Bases, Company Annual Reports, Primary Interviews & feedbacks and Company Analysis

XYZResearch

# 9. South America Music Distribution Services Market Estimates & Forecasts

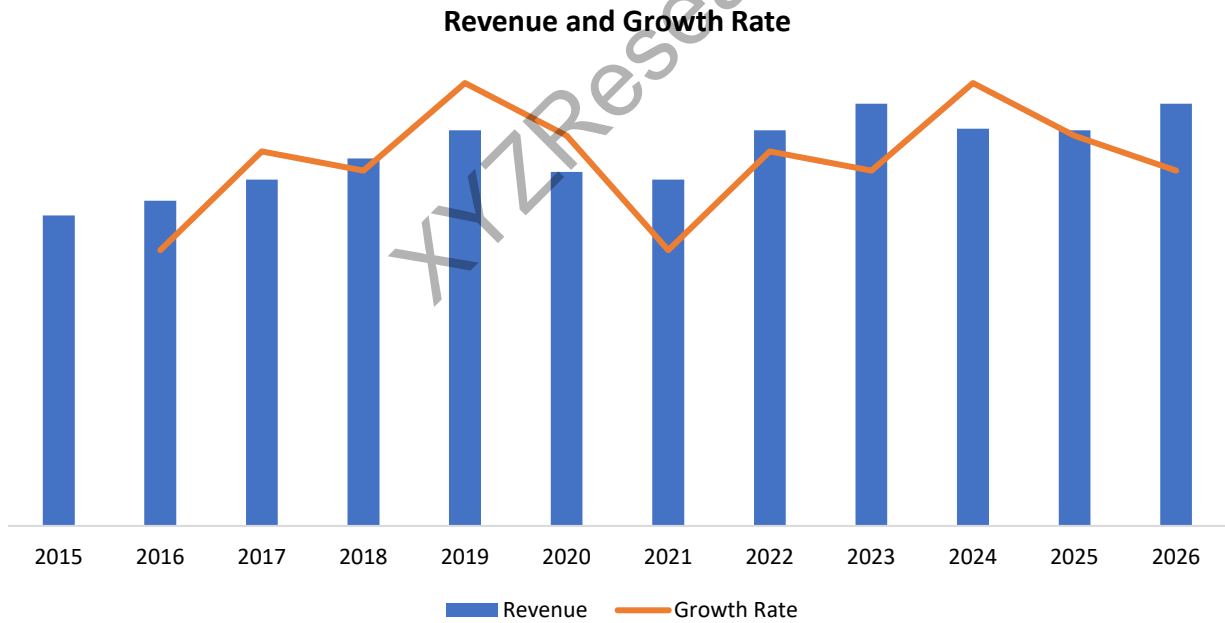
## 9.1 South America Music Distribution Services Market Size by Sector

Table South America Music Distribution Services Market Estimates & Forecasts by Sector (2015-2026)

	2015	2016	2017	2018	2019	2020	2021	2022	2025	2026
Distributor to Digital Retailers										
Artist-to-Fan										
...										
<b>Total</b>										

Source: Experts Interview, Secondary Sources and XYZ-Research Services Research Center, 2020

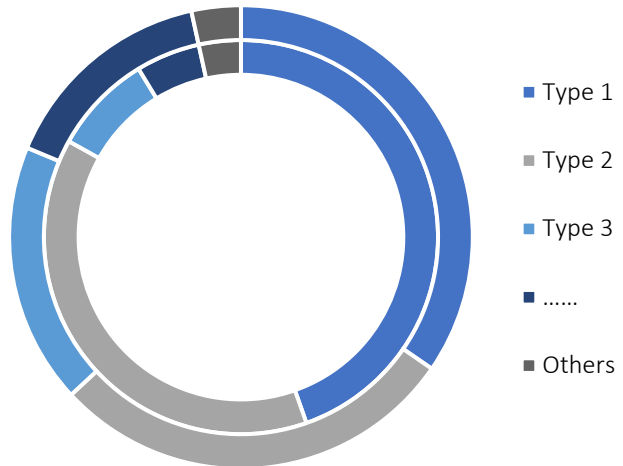
Figure South America Music Distribution Services Revenue (Million USD) and Growth Rate (2015-2026)



Source: Experts Interview, Secondary Sources and XYZ-Research Services Research Center, 2020

The Distributor to Digital Retailers segment accounted for the revenue share of over xx % in 2019.

[FULL TEXT ANALYSIS IN THE FINAL DELIVERABLE]



Sources: Paid Data Bases, Company Annual Reports and Company Analysis

## 9.2 South America Music Distribution Services Market Size by Application

Table Historical & Forecast Music Distribution Services Different Application Field Revenue (Million USD)

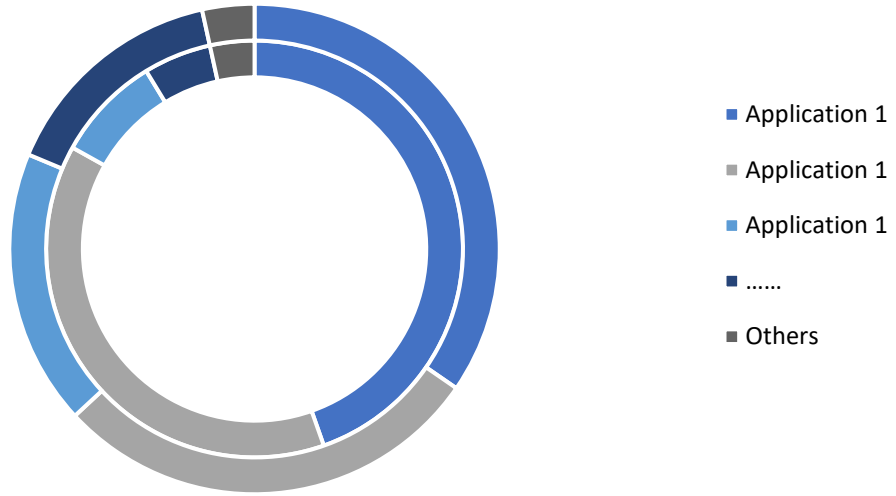
	2015	2016	2017	2018	2019	2020	2021	2022	2026
Commercial									
Individuals									
...									
Total									

Source: Paid Data Bases, Company Annual Reports, Primary Interviews & feedbacks and Company Analysis



Figure Different Application Field Revenue Market Share (%) (2019 – 2020)

Revenue Share by Application



Source: Paid Data Bases, Company Annual Reports, Primary Interviews & feedbacks and Company Analysis

XYZResearch

# 10. Value Chain (Impact of COVID-19)

## 10.1 Music Distribution Services Value Chain Analysis

Figure Value Chain Structure of Music Distribution Services



Source: Experts Interview and XYZ-Research Services Research Center, 2020

Table Value Chain

Value Chain	Description
Supply	Energy Equipment Service Tangibles <span style="color: orange;">[FULL TEXT ANALYSIS IN THE FINAL DELIVERABLE]</span>
Service Delivery	Operations Logistics <span style="color: orange;">[FULL TEXT ANALYSIS IN THE FINAL DELIVERABLE]</span> Facility Management IT
Marketing & Sales	Marketing Sales Service Development <span style="color: orange;">[FULL TEXT ANALYSIS IN THE FINAL DELIVERABLE]</span> Distribution Branding Channels
Customer Service	Customer Service Customer Experience <span style="color: orange;">[FULL TEXT ANALYSIS IN THE FINAL DELIVERABLE]</span>

Source: Experts Interview, Secondary Sources and XYZ-Research Services Research Center, 2020

### 10.1.1 Downstream

Table Key Downstream Customer in Each Application Field

Application Fields	Company	Location
--------------------	---------	----------

Application One	Company 1	.....
	Company 2	.....
	.....	.....
Application Two	Company 1	.....
	Company 2	.....
	.....	.....
Application Three	Company 1	.....
	Company 2	.....
	.....	.....
.....	.....	.....

Source: Above Company, Secondary Sources and XYZ-Research Services Research Center, 2020

## 10.2 COVID-19 Impact on this Industry

... ..  
... ..

[FULL TEXT ANALYSIS IN THE FINAL DELIVERABLE]

### 10.2.1 Industrial Policy Issued Under the Epidemic Situation

A consolidated list of China's supporting policies for businesses under the COVID-19 outbreak ... ..

.....  
... ..

[FULL TEXT ANALYSIS IN THE FINAL DELIVERABLE]

Table Industry News List of Music Distribution Services

Key News	Description
.....	

Source: Secondary Sources and XYZ-Research Services Research Center, 2020

## 10.3 Driver

[FULL TEXT ANALYSIS IN THE FINAL DELIVERABLE]

## 10.4 Opportunity

[FULL TEXT ANALYSIS IN THE FINAL DELIVERABLE]

XYZResearch

# 11. Competitive Analysis

## 11.1 CD Baby, Inc.

### 11.1.1 CD Baby, Inc. Key Information

Table CD Baby, Inc. Key Information

Item	Description
Website	
Locations	
Direct Competitor	
Contact Information	
Company History	

Source: Above Company, Secondary Sources and XYZ-Research Services Research Center, 2020

### 11.1.2 CD Baby, Inc. Service/Solution Introduction

Table CD Baby, Inc. Service/Solution Introduction

Item	Description
Service/Solution One	
Service/Solution Two	
.....	

Source: Above Company, Secondary Sources and XYZ-Research Services Research Center, 2020

### 11.1.3 Financials

Table CD Baby, Inc. Music Distribution Services Revenue (Million USD) (2015-2020)

	2015	2016	2017	2018	2019	2020
Revenue						

Source: Above Company, Experts Interview, Secondary Sources and XYZ-Research Services Research Center, 2020

### 11.1.4 Business Dynamics

[FULL TEXT ANALYSIS IN THE FINAL DELIVERABLE]

## 11.2 Distrokid

### 11.2.1 Distrokid Key Information

Table CD Baby, Inc. Key Information

Item	Description
Website	
Locations	
Direct Competitor	
Contact Information	
Company History	

Source: Above Company, Secondary Sources and XYZ-Research Services Research Center, 2020

### 11.2.2 Distrokid Service/Solution Introduction

Table Distrokid Service/Solution Introduction

Item	Description
Service/Solution One	

Service/Solution Two	
.....	

Source: Above Company, Secondary Sources and XYZ-Research Services Research Center, 2020

### 11.2.3 Financials

Table CD Baby, Inc. Music Distribution Services Revenue (Million USD) (2015-2020)

	2015	2016	2017	2018	2019	2020
Revenue						

Source: Above Company, Experts Interview, Secondary Sources and XYZ-Research Services Research Center, 2020

### 11.2.4 Business Dynamics

[FULL TEXT ANALYSIS IN THE FINAL DELIVERABLE]

## 11.3 ReverbNation

### 11.3.1 ReverbNation Key Information

Table ReverbNation Key Information

Item	Description
Website	
Locations	
Direct Competitor	
Contact Information	
Company History	

--	--

Source: Above Company, Secondary Sources and XYZ-Research Services Research Center, 2020

### 11.3.2 ReverbNation Service/Solution Introduction

Table ReverbNation Service/Solution Introduction

Item	Description
Service/Solution One	
Service/Solution Two	
.....	

Source: Above Company, Secondary Sources and XYZ-Research Services Research Center, 2020

### 11.3.3 Financials

Table CD Baby, Inc. Music Distribution Services Revenue (Million USD) (2015-2020)

	2015	2016	2017	2018	2019	2020
Revenue						

Source: Above Company, Experts Interview, Secondary Sources and XYZ-Research Services Research Center, 2020

### 11.3.4 Business Dynamics

[FULL TEXT ANALYSIS IN THE FINAL DELIVERABLE]

## 11.4 LANDR

### 11.4.1 LANDR Key Information

Table LANDR Key Information

Item	Description
Website	



<b>Locations</b>	
<b>Direct Competitor</b>	
<b>Contact Information</b>	
<b>Company History</b>	

Source: Above Company, Secondary Sources and XYZ-Research Services Research Center, 2020

### 11.4.2 LANDR Service/Solution Introduction

Table LANDR Service/Solution Introduction

Item	Description
Service/Solution One	
Service/Solution Two	
.....	

Source: Above Company, Secondary Sources and XYZ-Research Services Research Center, 2020

### 11.4.3 Financials

Table CD Baby, Inc. Music Distribution Services Revenue (Million USD) (2015-2020)

	2015	2016	2017	2018	2019	2020
<b>Revenue</b>						

Source: Above Company, Experts Interview, Secondary Sources and XYZ-Research Services Research Center, 2020

### 11.4.4 Business Dynamics

**[FULL TEXT ANALYSIS IN THE FINAL DELIVERABLE]**

## 11.5 RouteNote

### 11.5.1 RouteNote Key Information

Table RouteNote Key Information

Item	Description
Website	
Locations	
Direct Competitor	
Contact Information	
Company History	

Source: Above Company, Secondary Sources and XYZ-Research Services Research Center, 2020

### 11.5.2 RouteNote Service/Solution Introduction

Table RouteNote Service/Solution Introduction

Item	Description
Service/Solution One	
Service/Solution Two	
.....	

Source: Above Company, Secondary Sources and XYZ-Research Services Research Center, 2020

### 11.5.3 Financials

Table CD Baby, Inc. Music Distribution Services Revenue (Million USD) (2015-2020)

	2015	2016	2017	2018	2019	2020
Revenue						

Source: Above Company, Experts Interview, Secondary Sources and XYZ-Research Services Research Center, 2020

### 11.5.4 Business Dynamics

[FULL TEXT ANALYSIS IN THE FINAL DELIVERABLE]

## 11.6 OneRPM

### 11.6.1 OneRPM Key Information

Table OneRPM Key Information

Item	Description
Website	
Locations	
Direct Competitor	
Contact Information	
Company History	

Source: Above Company, Secondary Sources and XYZ-Research Services Research Center, 2020

### 11.6.2 OneRPM Service/Solution Introduction

Table OneRPM Service/Solution Introduction

Item	Description
Service/Solution One	

Service/Solution Two	
.....	

Source: Above Company, Secondary Sources and XYZ-Research Services Research Center, 2020

### 11.6.3 Financials

Table CD Baby, Inc. Music Distribution Services Revenue (Million USD) (2015-2020)

	2015	2016	2017	2018	2019	2020
Revenue						

Source: Above Company, Experts Interview, Secondary Sources and XYZ-Research Services Research Center, 2020

### 11.6.4 Business Dynamics

[FULL TEXT ANALYSIS IN THE FINAL DELIVERABLE]

## 11.7 Ditto Music

### 11.7.1 Ditto Music Key Information

Table Ditto Music Key Information

Item	Description
Website	
Locations	
Direct Competitor	
Contact Information	
Company History	

--	--

Source: Above Company, Secondary Sources and XYZ-Research Services Research Center, 2020

### 11.7.2 Ditto Music Service/Solution Introduction

Table Ditto Music Service/Solution Introduction

Item	Description
Service/Solution One	
Service/Solution Two	
.....	

Source: Above Company, Secondary Sources and XYZ-Research Services Research Center, 2020

### 11.7.3 Financials

Table CD Baby, Inc. Music Distribution Services Revenue (Million USD) (2015-2020)

	2015	2016	2017	2018	2019	2020
Revenue						

Source: Above Company, Experts Interview, Secondary Sources and XYZ-Research Services Research Center, 2020

### 11.7.4 Business Dynamics

[FULL TEXT ANALYSIS IN THE FINAL DELIVERABLE]

## 11.8 Fresh Tunes

### 11.8.1 Fresh Tunes Key Information

Table Fresh Tunes Key Information

Item	Description
Website	

<b>Locations</b>	
<b>Direct Competitor</b>	
<b>Contact Information</b>	
<b>Company History</b>	

Source: Above Company, Secondary Sources and XYZ-Research Services Research Center, 2020

### 11.8.2 Fresh Tunes Service/Solution Introduction

Table Fresh Tunes Service/Solution Introduction

Item	Description
Service/Solution One	
Service/Solution Two	
.....	

Source: Above Company, Secondary Sources and XYZ-Research Services Research Center, 2020

### 11.8.3 Financials

Table CD Baby, Inc. Music Distribution Services Revenue (Million USD) (2015-2020)

	2015	2016	2017	2018	2019	2020
<b>Revenue</b>						

Source: Above Company, Experts Interview, Secondary Sources and XYZ-Research Services Research Center, 2020

### 11.8.4 Business Dynamics

**[FULL TEXT ANALYSIS IN THE FINAL DELIVERABLE]**

**11.9 Musicinfo**

**11.10 Record Union**

**11.11 Spinn Up**

**11.12 United Masters**

**11.13 Level**

**11.14 The Orchard**

**11.15 Believe**

**11.16 Kobalt Music Group, Ltd.**

XYZResearch

## 12. Conclusion

This is the end of Music Distribution Services report.

Thanks for reading, for any assistance, please feel free to contact XYZ-Research.

Mr. Fang Tel: +86-18500033782

Email: [sales@xyz-research.com](mailto:sales@xyz-research.com)/[info@xyz-research.com](mailto:info@xyz-research.com)

XYZResearch